

Letras y sonidos

Phonics Workbook




Beautiful Mundo
Volume One

BEAUTIFUL MUNDO VOLUME ONE


Letras y sonidos

A Phonics Workbook



Escribe tu nombre _____

Letras y sonidos: A Phonics Workbook was carefully reviewed and edited by native Spanish speakers in both Spain and Argentina.



Violeta Jaén is a teacher, mom, and language enthusiast from southern Spain. She loves children and has over 15 years of teaching experience.

She writes a beautiful lifestyle parenting blog in Spanish at www.violetajaen.com that I encourage you to check out!

We both believe deeply in the value of learning languages and the power they hold to open our hearts and minds, as well as new doors of opportunity.

Rocío is an Argentinian student and chemistry technician who has studied English for 7 years. She taught me many important details that have been incorporated in this workbook. For example, "cerdo" for pig is a better word choice than "cerda" as I had originally written. In some countries "cerda" can mean something like a brush (for example, it might refer to the group of hairs in a toothbrush)!

Copyright 2021 Beautiful Mundo
Corbet Creative LLC
Emma Butterfield Corbet
All rights reserved.

To report errors please email:
hola@beautifulmundo.com

El abecedario

a



b



c



ch



d



e



f



g



h



i



j




k



l



ll



m



n



ñ



o



p




q



r



rr



s



t



u



v



w



x



y


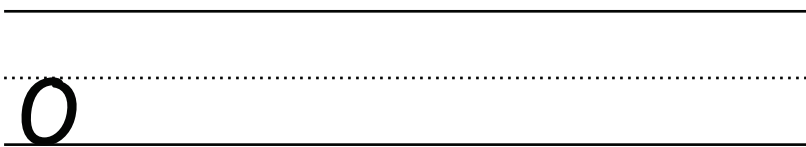


z



Escribe la letra en el aire. ¿Cuál es su recorrido?

Escribe la letra **o** minúscula y la **O** mayúscula.



Observa y nombra los dibujos.


Colorea las letras **o** en el nombre de cada dibujo.



o s o



o j o



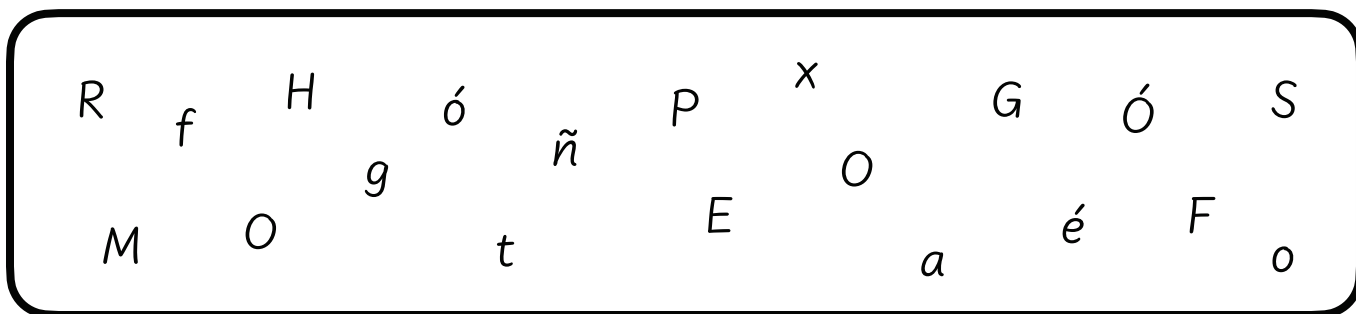
o l a





o v e j a

¿Cómo suena esta letra? /oh/

Encuentra las letras que dicen /oh/. Rodéalas con un círculo.



ocelote



Palabras con o

oso

óvalo

oigo

ojo

oveja

oruga

ola

oreja

ocho

Escribe la letra en el aire. ¿Cómo suena esta letra? /k/ /s/
 Escribe la letra **c** minúscula y la **C** mayúscula.

c

C



Escribe las sílabas que faltan y lee. /k/

ca *co* *cu*



○ ○ *r* *a* *z* *ó* *n*



○ ○ *s* *a*



○ ○ *e* *r* *p* *o*

Si agregas vocales a la letra **c** se forman sílabas. Lee y escribe.

a _____

e _____


i _____

o _____


u _____

Escribe las sílabas que faltan y lee. /s/

ce ci




○ ○ r d e




○ ○ n c e

Cuando la letra C se combina con la vocal **e** o con la vocal **i**, suena suave:

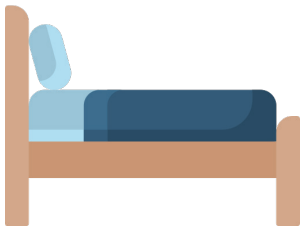


cereza



ciruela

Cuando la letra C se combina con las vocales **a**, **o**, **u**, suena fuerte:



cama





corbata



cuadrado

coquí



Palabras con c

cama

casi

cena

cara

cada

coco

café

cero

codo

Escribe la letra en el aire. ¿Cómo suena esta letra? /b/
Escribe la letra **b** minúscula y la **B** mayúscula.


b

B



Nombra los dibujos. Une según el modelo.

balón



barco



bicicleta



bota



b

a

e

i


o

u

Si agregas vocales a la letra **b**
se forman sílabas. Lee y escribe.

Handwriting practice lines for syllables: a, e, i, o, u. Each letter is followed by a set of three horizontal lines (top, middle-dotted, bottom) for writing.

búho



Palabras con b

baño

barco

bajo

beso


bella

bebé

boda

boca

bota



Escribe la letra en el aire. ¿Cómo suena esta letra? /ñ/
 Escribe la letra ñ minúscula y la Ñ mayúscula.

ñ

Ñ




Observa y nombra cada dibujo.
 Escribe las sílabas que faltan.

p i o o t a



m u o o c a



m e n t a o o



p a o o e l o

Si agregas vocales a la letra n se forman sílabas. Lee y escribe.

a


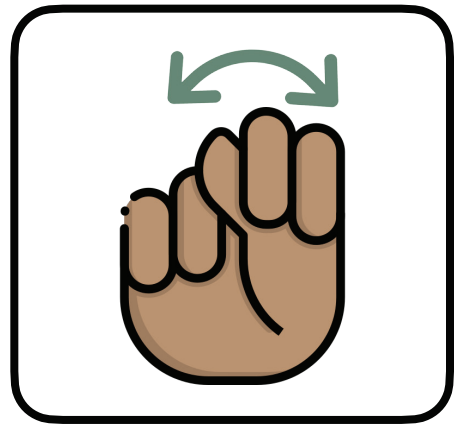
e

i

o

u

ñandú



Palabras con ñ

<i>ñame</i>	<i>montaña</i>
<i>muñeca</i>	<i>señor</i>
<i>meñique</i>	<i>señora</i>
<i>niño</i>	<i>pañuelo</i>
<i>niña</i>	<i>pequeño</i>